
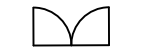
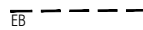










LEGEND

-  TIMBER POST AND 3 RAIL
-  SINGLE OR DOUBLE ACCESS GATE
-  EASEMENT LINE
 - (A) ASSET PROTECTION ZONE
 - (S) EASEMENT TO DRAIN SEWAGE
 - (C) RIGHT TO CARRIAGEWAY
 - (U) EASEMENT TO DRAIN WATER
-  EXISTING BOLLARD LINE
-  BUILDING ENVELOPE
-  OUTDOOR LIVING AREA
-  UTILITIES COURT
 - BINS
 - CLOTHES LINE
 - A/C UNIT
 - WATER TANKS
 - GAS BOTTLES
-  POTENTIAL SHADE TREE
-  PLANTING BED
-  TURF
-  EXISTING CONTOURS

